

GE Transportation

Deutsche Bank

June 9th, 2016



Caution Concerning Forward-Looking Statements:

This document contains "forward-looking statements" – that is, statements related to future events that by their nature address matters that are, to different degrees, uncertain. For details on the uncertainties that may cause our actual future results to be materially different than those expressed in our forward-looking statements, see <http://www.ge.com/investor-relations/disclaimer-caution-concerning-forward-looking-statements> as well as our annual reports on Form 10-K and quarterly reports on Form 10-Q. We do not undertake to update our forward-looking statements. This document also includes certain forward-looking projected financial information that is based on current estimates and forecasts. Actual results could differ materially.

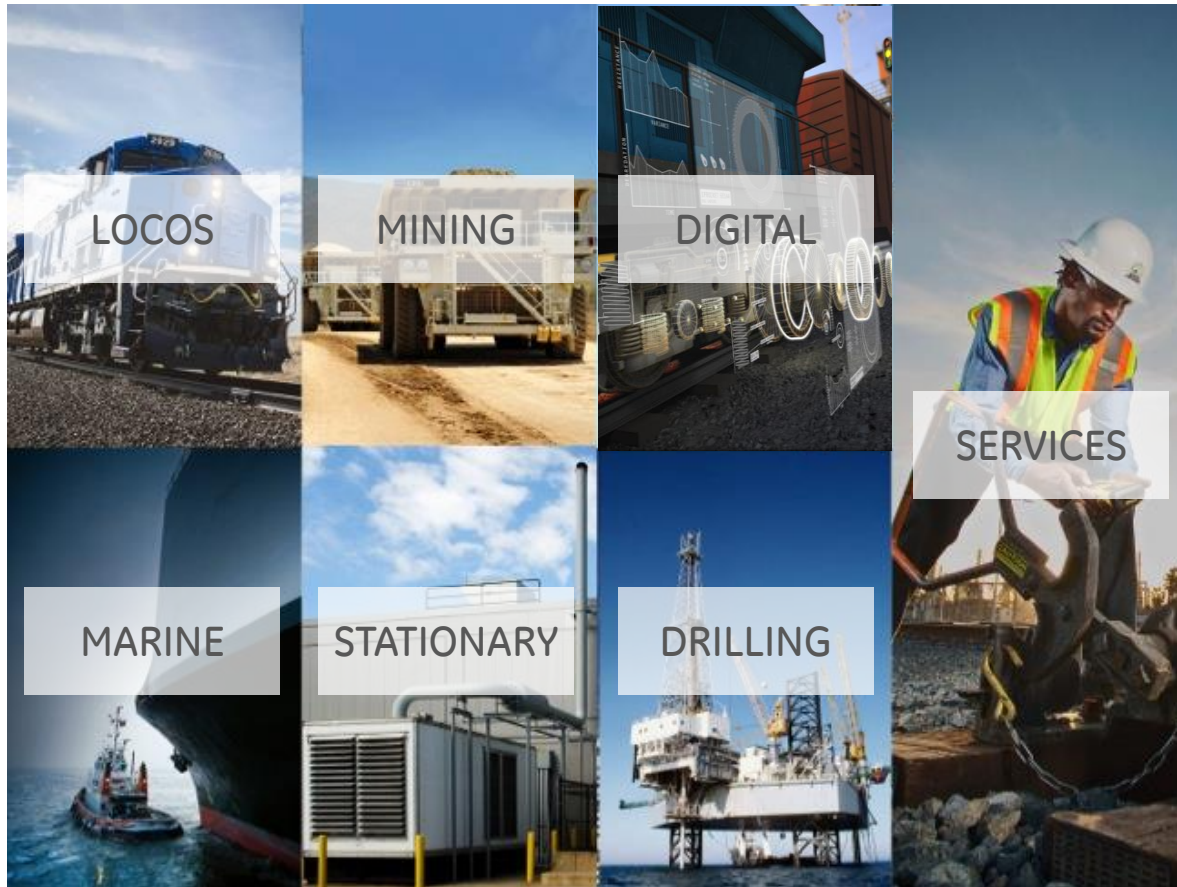
Non-GAAP Financial Measures:

In this document, we sometimes use information derived from consolidated financial data but not presented in our financial statements prepared in accordance with U.S. generally accepted accounting principles (GAAP). Certain of these data are considered "non-GAAP financial measures" under the U.S. Securities and Exchange Commission rules. These non-GAAP financial measures supplement our GAAP disclosures and should not be considered an alternative to the GAAP measure. The reasons we use these non-GAAP financial measures and the reconciliations to their most directly comparable GAAP financial measures are posted to the investor relations section of our website at www.ge.com.

General Electric Capital Corporation (GECC) has been merged into GE and our financial services business is now operated by GE Capital Global Holdings LLC (GECGH). In this document, we refer to GECC and GECGH as "GE Capital". We refer to the industrial businesses of the Company including GE Capital on an equity basis as "GE". "GE (ex-GE Capital)" and /or "Industrial" refer to GE excluding GE Capital. Our financial services segment previously referred to as GE Capital is now referred to as Capital. GE's Investor Relations website at www.ge.com/investor and our corporate blog at www.gereports.com, as well as GE's Facebook page and Twitter accounts, contain a significant amount of information about GE, including financial and other information for investors. GE encourages investors to visit these websites from time to time, as information is updated and new information is posted.

Imagination at work.

GE Transportation




- ✓ 100+ years old
- ✓ 10,000 global employees
- ✓ >65 sites worldwide
- ✓ Chicago HQ
- ✓ 2015 ~\$6.0B revenue



Our products

Locomotive & services



- Diesel locomotives
- Engine, propulsion & controls
- Parts & services
- Diagnostics and monitoring

'15 rev = ~\$4.9B

Mining



- Wheel drive systems
- Parts & upgrades
- Underground equipment
- Collision avoidance systems

'15 rev = ~\$0.4B

Digital solutions



- Fuel & velocity efficiency
- Onboard computing applications
- Railroad ecosystem efficiency

'15 rev = ~\$0.3B

Adjacent technologies



- Medium-speed diesel engines
- 1.2-3MW diesel generators
- AC & DC drill motors

'15 rev = ~\$0.1B



T4 ... winning product launch



500+ ... T4 technology locomotives delivered to customers

+/=... product margin on parity with legacy product

<2 F/LY... strong for a new product launch

250+ LY logged... driving efficiency for our customers

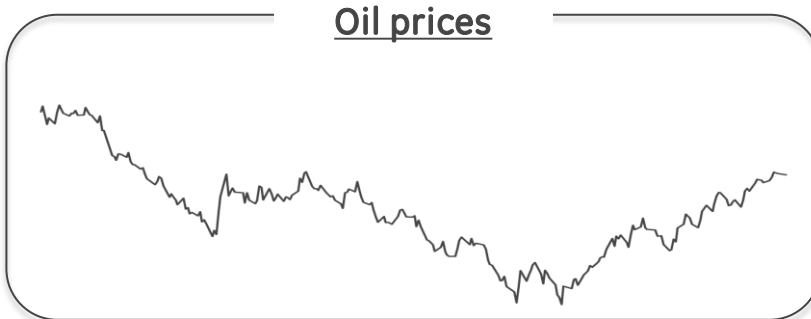
Strong cost & reliability performance ... continue to deliver for customers



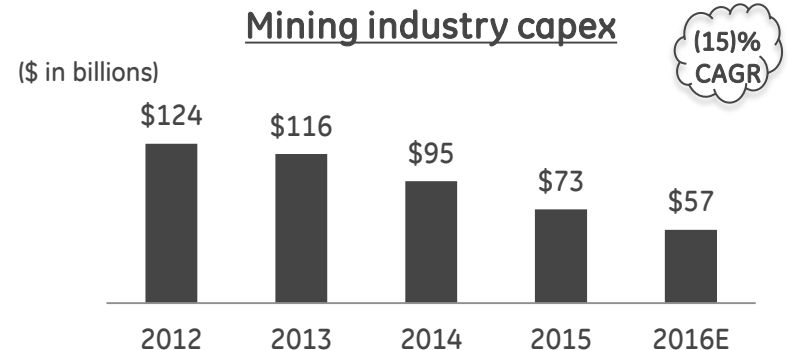
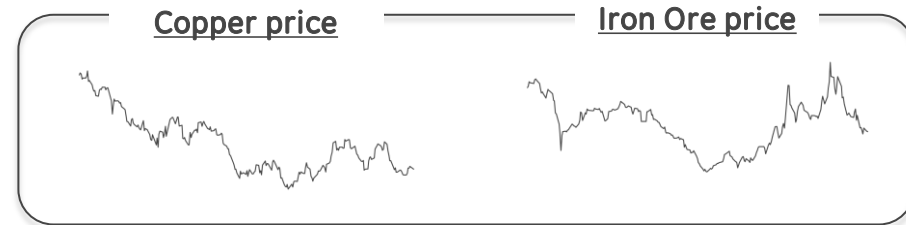
Environment

North American Rail

	2015	YTD '16
Carloads	(5.8%)	(7.3%)
- Coal	(12.0%)	(31.9%)
- Ex-Coal	(3.1%)	(4.2%)
- Intermodal	+2.1	(1.5%)
Velocity	+5.5%	+11.3%



Mining environment



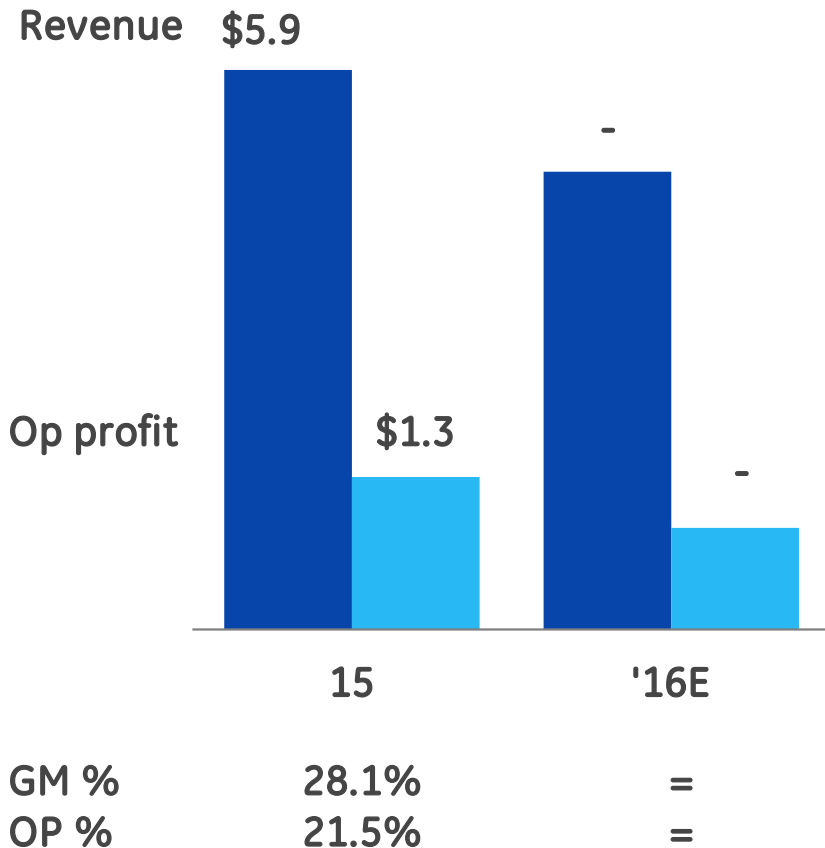
Challenging environment, continued pockets of global volume



Transportation outlook

(\$ in billions)

Key Metrics



2016 Imperatives

Win with our customers

- + JVs and partnerships, grow in strategic regions

Navigate the environment

- + Deliver productivity to rail customers
- + Maintain reliability and quality

Invest for the future

- + Build out global footprint
- + Invest and grow Digital

Global technology leader, delivering for customers



Winning globally

India



Russia



Continuing to expand globally through large wins ... GE industrial financing adding competitive advantage in emerging markets



GE Reinforces India's Position

as a Global Manufacturer through Major Locomotive Deal with India Railways

Jeff Immelt

GE Chairman and Chief Executive Officer, GE

"This infrastructure project is further evidence of India's position as a growth engine for Asia. It is a major advancement and milestone for India and for GE, and a symbol of our commitment and support of the 'Make in India' initiative."



\$2.5 Billion

supply and maintenance contract. Largest infrastructure deal ever closed by India

\$200 Million

GE investment to manufacture locomotives in Bihar and maintenance sheds in Gujarat and Uttar Pradesh

500+

Transportation engineers at GE's India Technology Centre in Bangalore to undertake most of the design work



Deal supports the 'Make in India' initiative and Indian Railways' modernization strategy

GE's technology will increase speed, lower emissions and reduce fuel costs

Part of Indian government's plan to attract \$140 billion in infrastructure investments

State of the art training facility will develop local manufacturing capabilities, resulting in a more knowledgeable India

Product offerings across the industry

Locomotives



- North America T4 compliance
- Global design and development
- Local manufacturing capabilities

Modernization



- Significant NAM fleet opportunity
- Upgrades drive improved efficiency
- Global opportunities... Africa, Russia

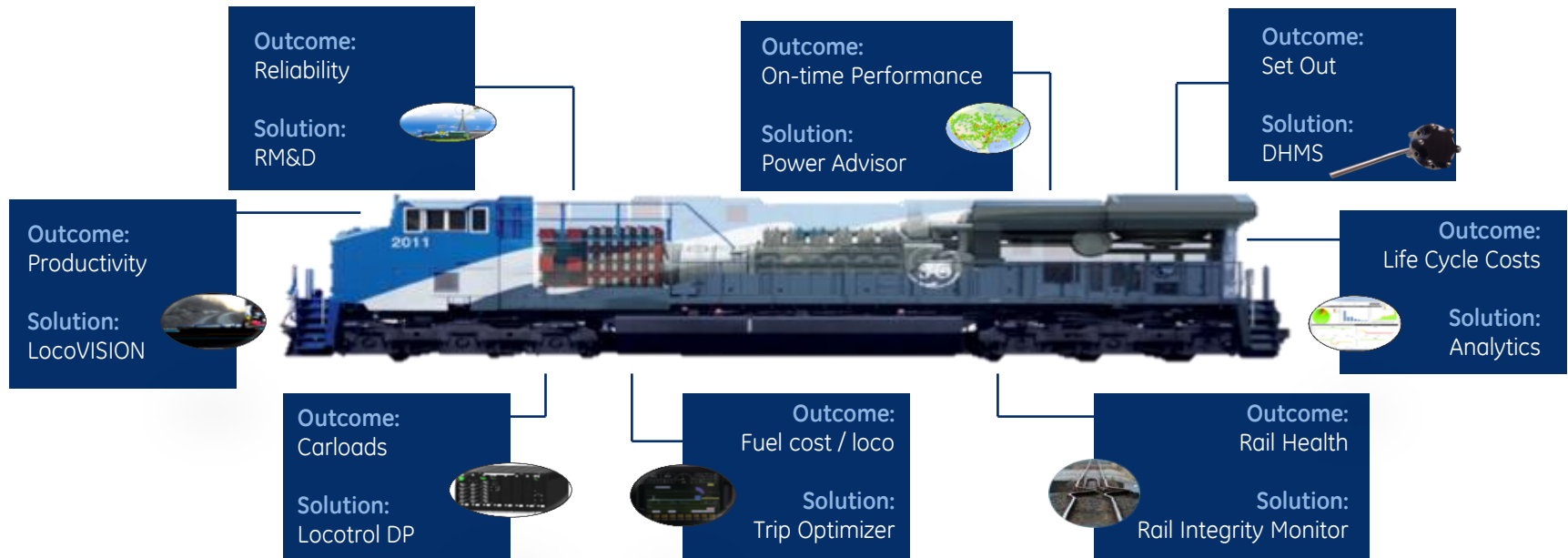
USM / Digital



- ↑ in parked locomotives
- Customers focused on operating expense
- New opportunities for value-add services



Transportation Digital Solutions



Transportation digital sales

~\$0.5B

30%+

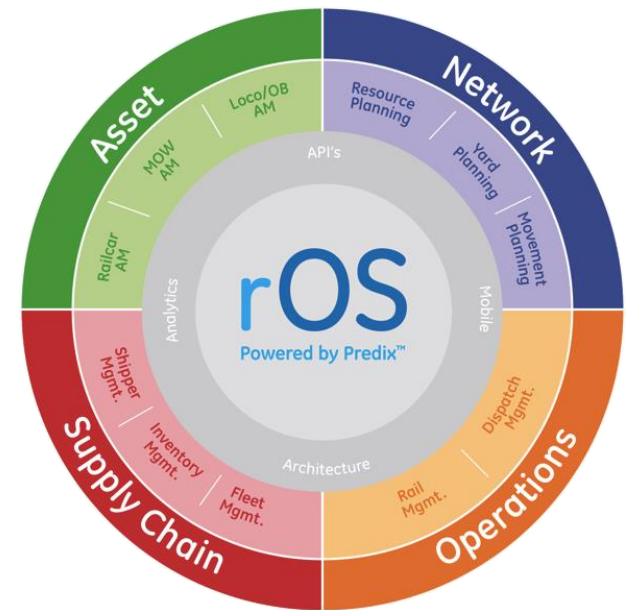
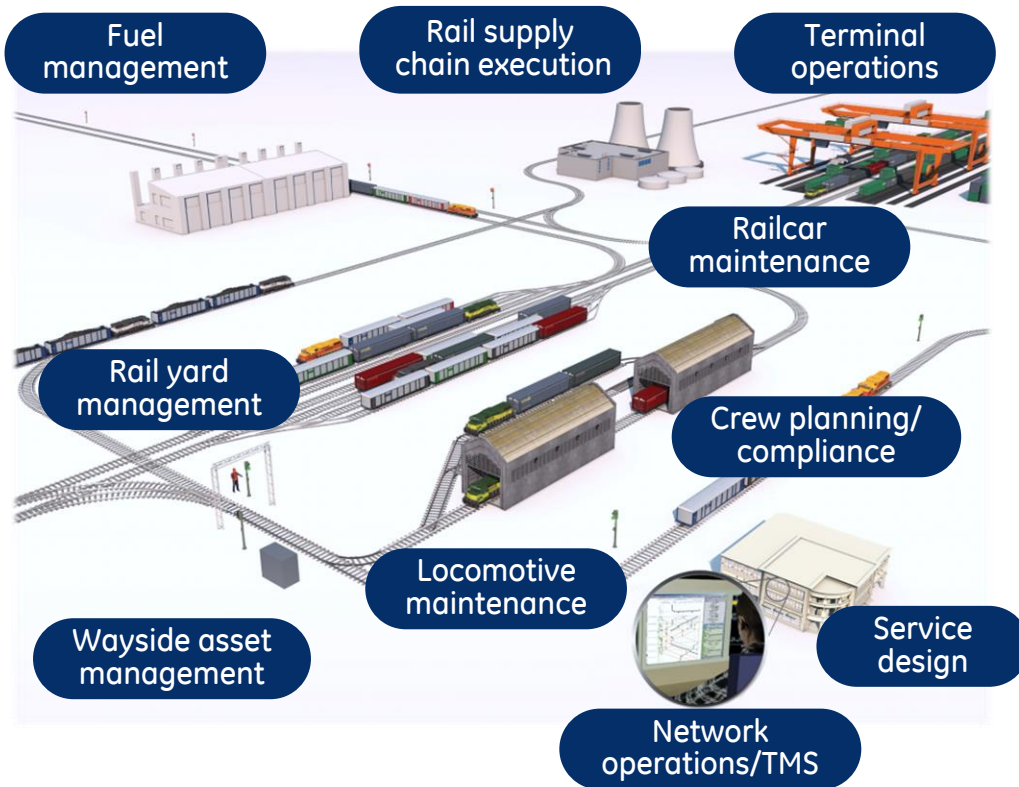
'16F

- ✓ Train performance + optimization solutions
- ✓ Customer performance analytics
- ✓ Programs with all N.A. Class I and many global railroads



RailConnect™ 360

Connecting today's freight rail landscape



A connected suite of solutions that provides data-driven insights to drive key customer outcomes

Focus areas

Asset, network, operations, supply chain

Outcomes

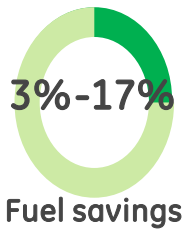
Utilization, velocity, dwell, productivity, fuel efficiency, safety



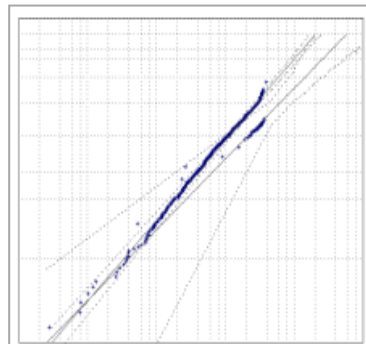
Next Gen services

Software products driving efficiencies

Traditional value prop ... Trip optimizer product



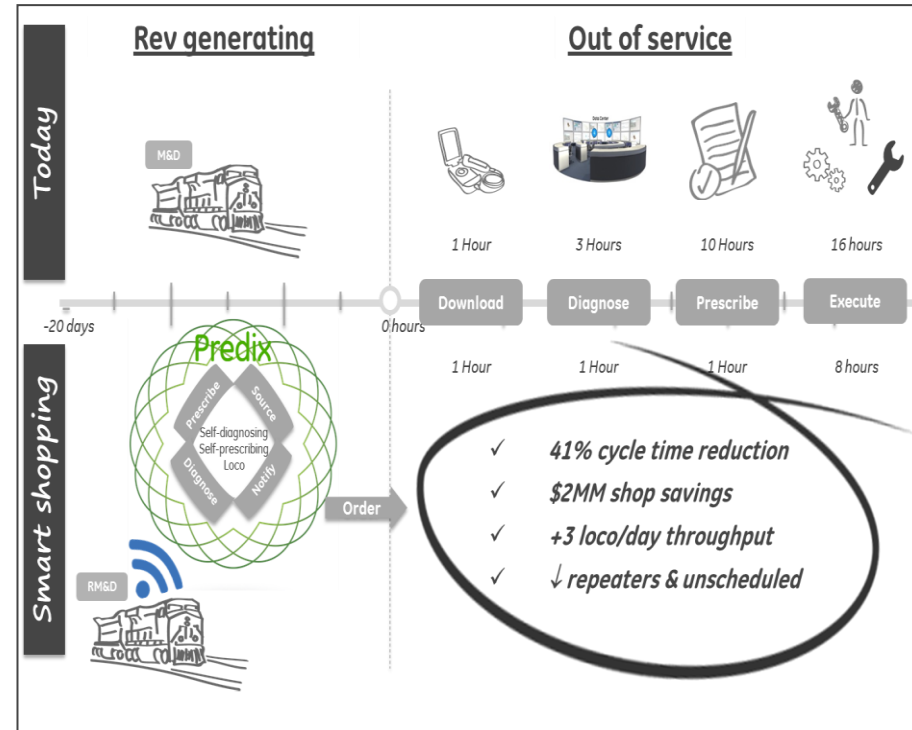
Optimum acceleration = less wear?



- Motoring ... ↓ 42%
- Braking ... ↓ 20%
- Batteries ... ↓ 10%
- Cards ... ↓ 10%



Smart shopping



Digital thread + Predix + analytics



Grove City ... building the Brilliant Factory

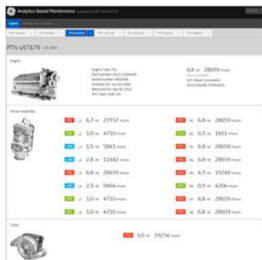
	<u>Jan 1, 2015</u>		<u>Today</u>		<u>Tomorrow</u>
Machines connected	0	→	98	→	110+ <i>\$25MM+ productivity in '16</i>
Conditional Reman	0	→	20%	→	70%
Auto routing	0	→	15%	→	60%+

Inbound early identification driving conditional remanufacturing

Multiple field data sources drive usage-based workscopes

Physical marking / video recognition & digital management

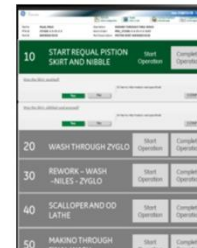
Reman'd components indicate level of repair / life remaining



Controlled through Auto-Routing

Conditional workscopes auto-fed into Proficy MES

Repair status displayed Real-time throughout shop



EVO Head Assembly		FW16	
PA Assembly Cycle Target 20 min		SHIFT	WEEK
Next Move At: 1:28 PM		7/15	158/255
Cycle Remaining -7 min		2/3	9/15
WSN	FEM	FIELD STRONG BACK	
Main Power E468		2/3	10/15
PreMain E466			
Cam & Flywheel E471			
Crank E473			

“Stitching” the Digital Thread through manufacturing ... creating new productivity



Summary

- Challenging environment, continued pockets of globally opportunity
- Building a sustainable platform in India
- Investing in Services & digital thread
- Growing Digital Solutions

Executing well through challenging market dynamic

