

























SMARTSIGNAL

| | ON-PREMISES | CLOUD |
|---|---|---|
| Machine Learning-based pattern recognition analytics |  |  |
| Available templates with SME-developed Failure Mode Diagnostic Rules |  |  |
| Integration capabilities with Asset Performance Management | Capabilities thru C2C for Alert/Case Details |  (Alerts and Cases with Asset Criticality, Work History and Recommendations) |
| Dashboarding capabilities | Capabilities thru C2C for Alert/Case Details |  |
| GE Vernova managed quarterly upgrades | |  |
| Time-to-action (TTA) forecasting |  | Plan to launch in Q4' 2024 |
| Sensor Health Monitoring alerting and reporting to understand quality of data and health of sensors | |  |
| Diagnostic coverage reporting to know failure mode coverage | |  |
| Transient (Startup/Shutdown) analytic capabilities |  |  |
| Browser-based UI |  Monitoring tools (Sentinel Web) |  |
| Deployable on-premise |  | |
| Deployable in GE Vernova managed cloud infrastructure | |  |
| Connectivity with 3rd-party historians |  |  |
| Sister asset charting capabilities |  |  |
| Auto model-building algorithm and residual threshold recommendations | |  |
| Analytic deployment guided workflow | |  |
| Maintain multiple analytic templates and deploy analytics against different versions of template | |  |
| Cost-benefit analysis capabilities in Case Management | |  |