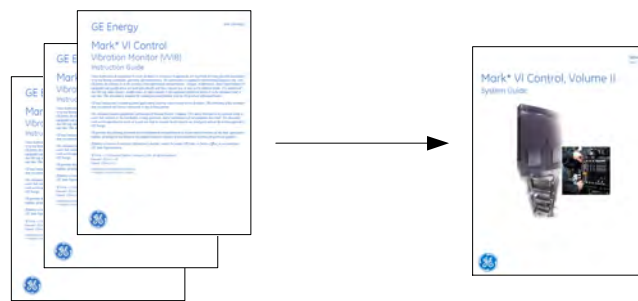




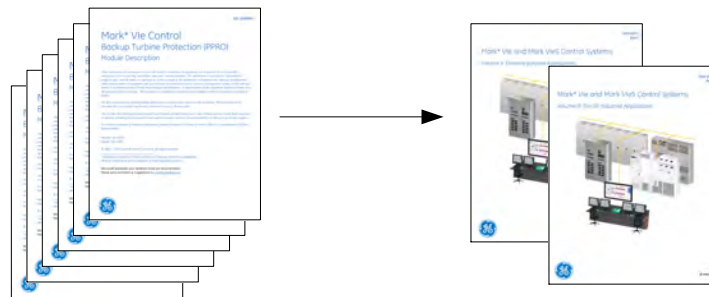
## Consolidation of Mark\* VI and Mark VIe Component Documents

To simplify Mark VI and Mark VIe user documentation, individual GEI documents have been integrated into the associated system guide. Additionally, the GHT or *how-to* documents have been consolidated into *GEH-6808, ControlST How to Guides*. A procedure to generate a PDF file for a particular component is also provided.

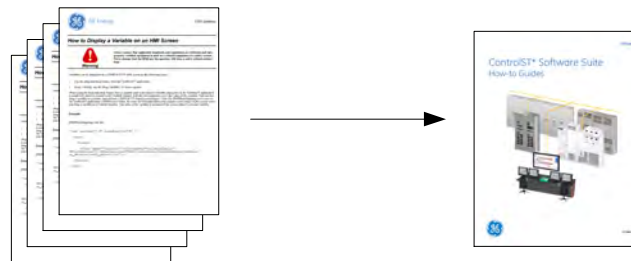
Mark VI component GEI documents have been consolidated into *GEH-6421, Mark VI Control, Volume II System Guide*.



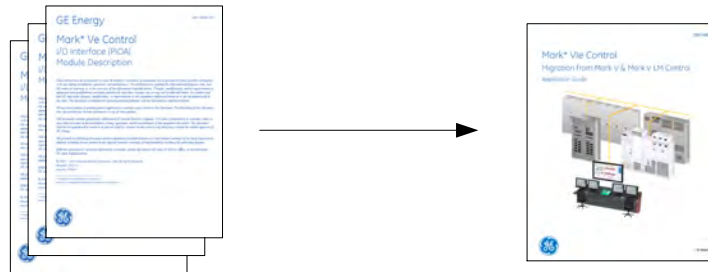
GEI documents for Mark VIe and Mark VIeS control have been consolidated into *GEH-6721 Mark VIe and Mark VIeS Control Systems, Volumes II and III*.



Individual how-to guides have been integrated into a composite document, *GEH-6808, ControlST How to Guides*.



Mark VIe control GEI documents specific to the Mark VI Migration feature have been consolidated into *GEH-6800, Mark VIe Control Migration from Mark V & Mark V LM Control*.

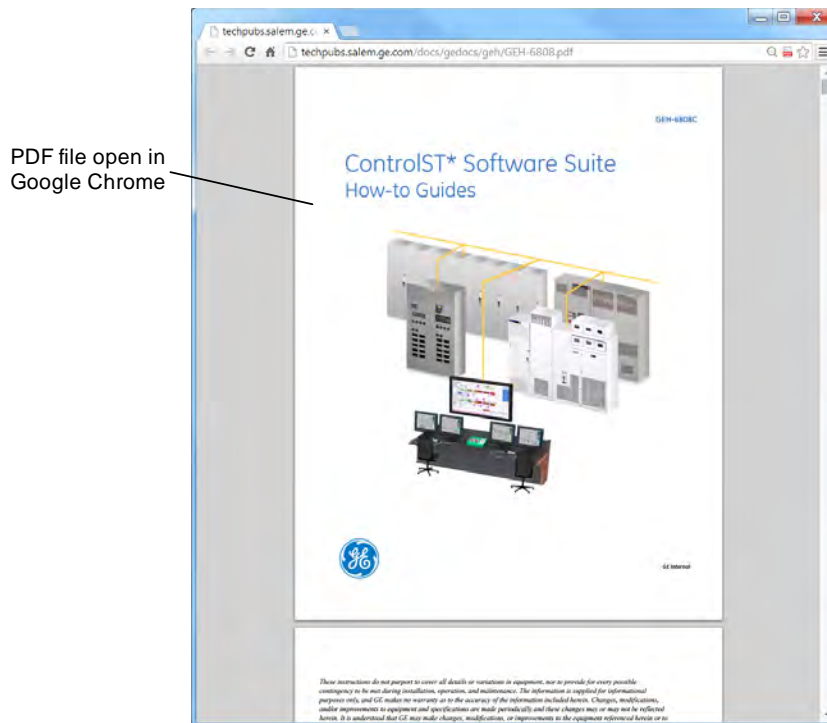


## Create PDF File from Another PDF File Using Google Chrome

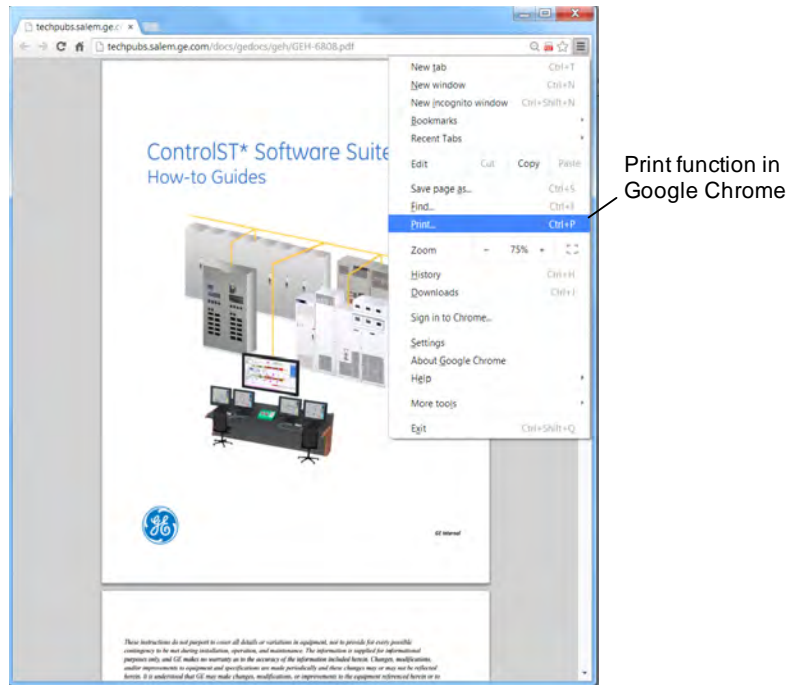
Many applications and web sites provide users with the ability to create a PDF file that is a subset of another PDF file. Situations can arise where you might need a set of pages from a large PDF file to send as an email attachment. The following procedure uses the Google Chrome browser for this function.

### ➤ To create a subset of a PDF file

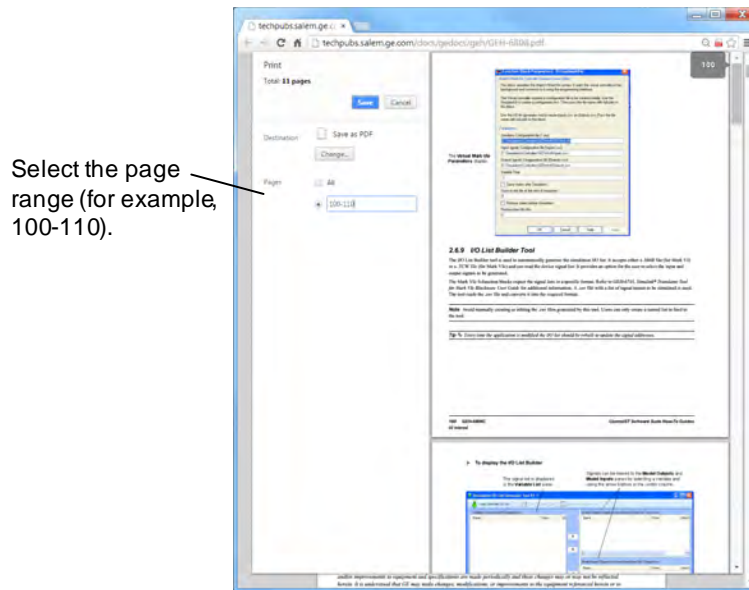
1. From **Google Chrome**, open the PDF file.



2. From **Google Chrome**, locate the **Print** function



3. From **Print Options**, select **PDF** as the **Destination** and select a page range.



Copyright © 2014 General Electric Company, USA. All rights reserved.

Issued: Dec 2014

1501 Roanoke Blvd.  
Salem, VA 24153 USA

\* indicates a trademark of General Electric Company and/or its subsidiaries.

All other trademarks are the property of their respective owners.

Please send comments or suggestions to [controls.doc@ge.com](mailto:controls.doc@ge.com)

For further assistance or technical information, contact the nearest GE Sales or Service Office, or an authorized GE Sales Representative.